


KWC[®] MODEL 92FS

**PAT.P HIGH GRADE TYPE
1/1 SCALE MODEL
AIR SOFT PISTOL**

**OPERATION MANUAL FOR
14 YEARS OLD AND ABOVE**



NO.KA-13 SERIES

KWC[®] KIEN WELL TOY INDUSTRIAL CO., LTD.

Head Factory: No. 22, Lane 308 Sec 3 Tung
Men Rd. E Zone Tainan, Taiwan, R.O.C.

Tel: 886-6-2691815-7 Fax: 886-6-2698364

E-MAIL: kwc@ms8.hinet.net

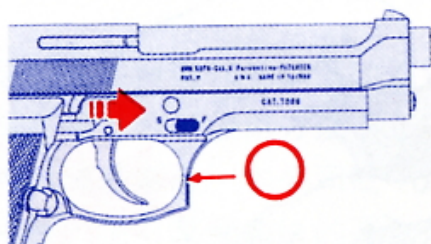
HOME PAGE: www.kwc.com.tw

OPERATION MANUAL FOR MODEL 92FS SERIES

1. SAFETY DEVICE

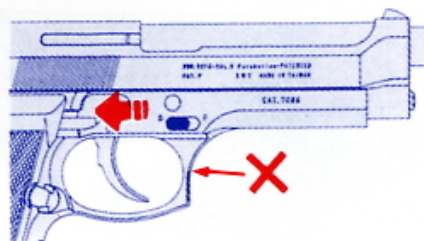
THIS GUN HAS THE SAME SAFETY STRUCTURE AS THE REAL GUN.

shooting



- Push the safety lever forward to " F " to release the gun from safety lock.
- NOTICE: pull the safety lever backward until you hear a " click " when you don't want to shoot.

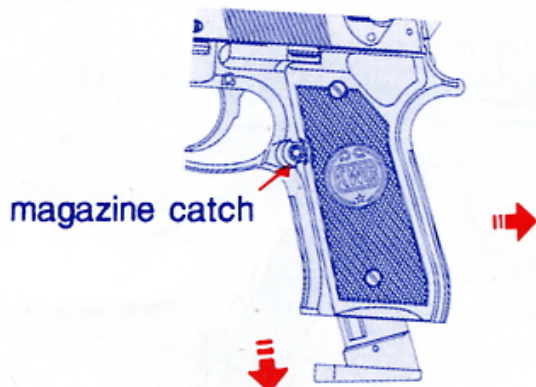
no shooting



- Pull the safety lever backward to " S " for safety lock

2. LOADING BULLET

Press the magazine catch and pull out the magazine from the gun.

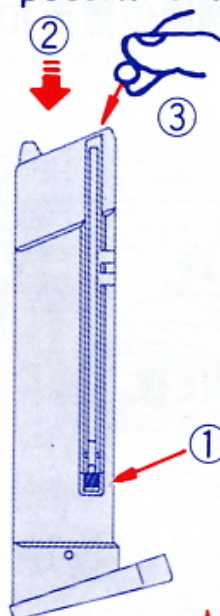


CAUTION:

To improve the hitting rate we use precision aluminium material for the barrel pipe. therefore, the use

of bullets other than those designed for this pistol may cause accident or malfunction for which we will not accept responsibility.

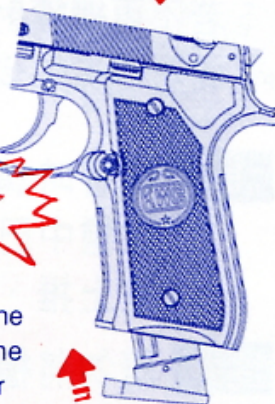
Do not use other BULLETS than the peculiar ones.



- ① Pull the magazine follower down and lock it by pushing the magazine follower knob over the stopper.
- ② Pull the magazine lever down to load bullet.
- ③ Load bb bullets. (you must not load more than 12 bullets in the magazine.)

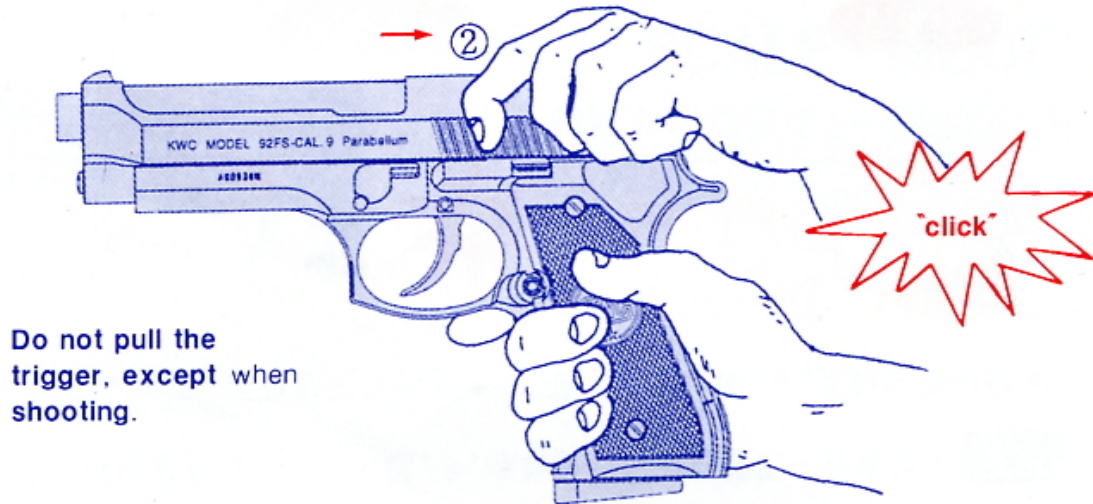


- Push the magazine firmly back into the gun until you hear a " click "

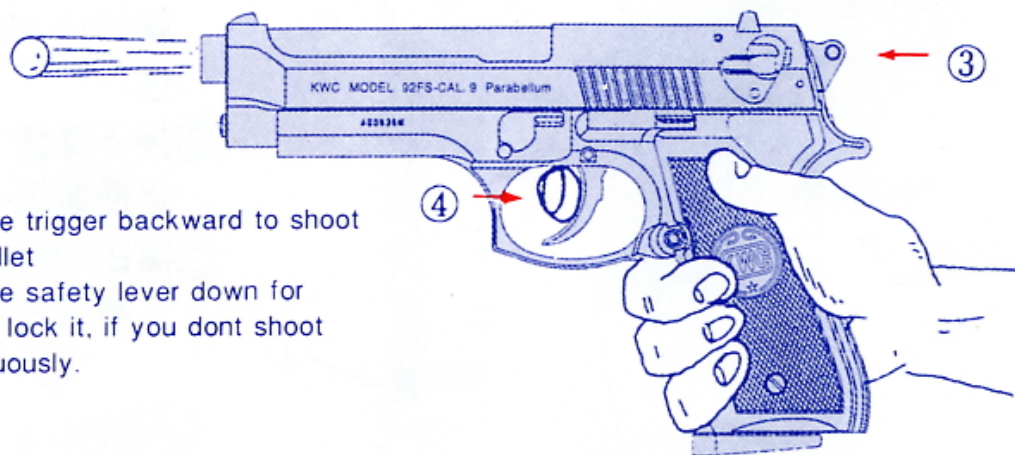


3.SHOOTING

- Push up the safety lever to release the gun from safety lock
- Pull the slide back until you hear a "click"



- Ensure that the slide returns to its original position. (the pistol will be damaged if you pull the trigger before the slide has returned.)



- Pull the trigger backward to shoot the pellet
- Pull the safety lever down for safety lock it, if you dont shoot continuously.

Caution:

When you finish shooting, please do as follows:

1. Pull the magazine out ,point the gun in a safe direction and pull the trigger 2 or 3 times to ensure that no bullets are left in the gun.
2. Store the gun securely out of the reach of children.

Notice:

Keeping the gun loaded and ready to shoot for long periods of time will cause the piston spring to malfunction.

WARNING

THIS PRODUCT IS SPECIALLY DEVELOPED FOR USERS MORE THAN 14 YEARS OLD. PLEASE ENSURE THAT YOU ARE SHOOTING IN A SAFE ENVIRONMENT. WE WILL NOT BE HELD RESPONSIBLE FOR ANY ACCIDENT OR MALFUNCTION CAUSED BY IMPROPER HANDLING, ILLEGAL CONVERSION, ALTERATION, OR DISASSEMBLING OF THE REVOLVER GAS HOBBY GUN. PLEASE READ THIS OPERATION MANUAL CAREFULLY BEFORE USING THE GUN.

1. DO NOT POINT THE GUN AT A PERSON, EVEN IF IT IS NOT LOADED WITH A PELLET.
2. DO NOT PULL THE TRIGGER, EXCEPT WHEN SHOOTING
3. DO NOT LOAD ANY PELLETS WHEN YOU'RE NOT GOING TO SHOOT.
4. MAKE SURE THAT NO PERSON OR ANIMAL IS IN YOUR SHOOTING RANGE.
5. THE GUN SHOULD ALWAYS BE KEPT OUT OF THE REACH OF CHILDREN.
6. DO NOT AIM AT A FRAGILE OBJECT AND MAKE SURE NO SUCH OBJECT IS BEHIND YOUR TARGET.
7. DO NOT USE OTHER PELLETS THAN THE PECULIAR ONES.
8. DO NOT TRY TO DIS-ASSEMBLE THE GUN, OR INTERCHANGE OR MODIFICATE ANY OF ITS PARTS.
9. DO NOT LOOK DOWN THE MUZZLE AT ANY TIME.
10. YOU MUST PROTECT YOUR EYES WITH SAFETY GOGGLES DURING SHOOTING.

OPERATION MANUAL



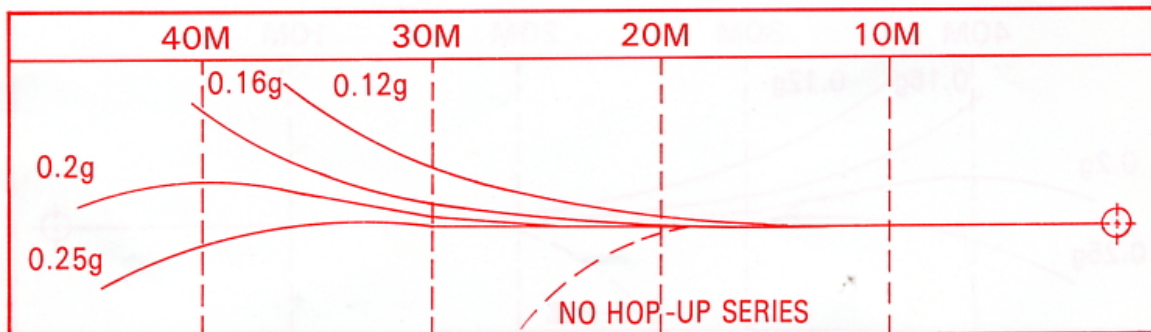
MODIFICATION



HOP-UP CHARACTERISTIC EXPLANATORY NOTE

HOP-UP THEORY : THE BASIC THEORY OF HOP-UP IS SPIN THEORY. WHEN THE BB BULLET IS SHOT, THERE IS A FRICTION PUT ON THE UPPER SIDE OF BB BULLET. THE BB BULLET SPINS UP-WARD. THE POWER OF SPIN CAN OFFSET THE AFFECTION OF GRAVITY, WIND POWER, AIR FRICTION... AND PUSH BB BULLET FLY TO FARTHER DISTANCE.

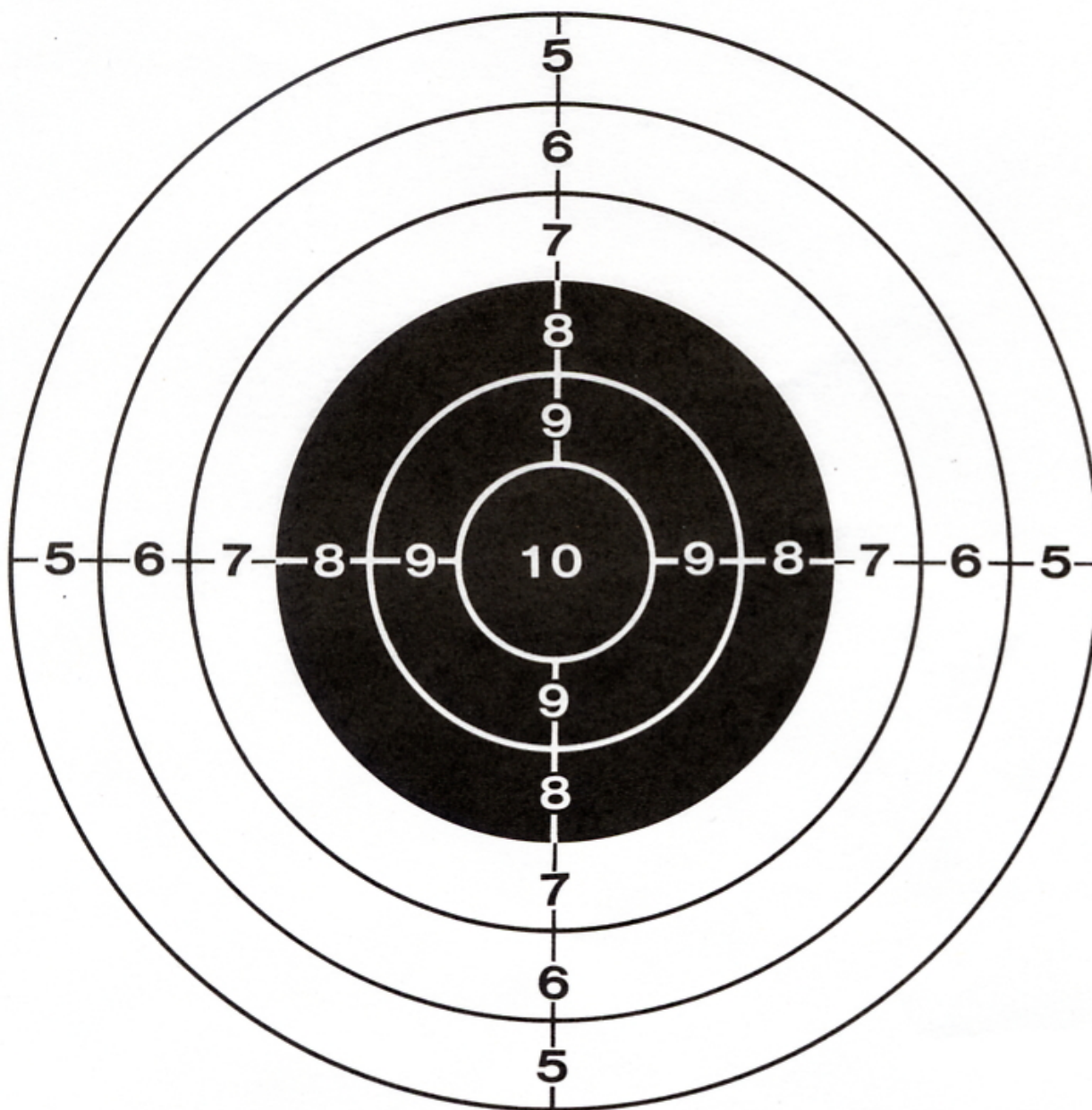
THE CHOICE OF BB BULLET: FOR ALL HOP-UP SERIES OF KWC PRODUCT, WE CHOOSE 0.2g BB BULLET FOR ALL OUR CUSTOMERS. BECAUSE 0.2g BB BULLET CAN BE SHOT TO FARTHER DISTANCE THAN OTHER KINDS OF BULLET, AND MORE STABLE TOO. (PLEASE SEE FIG. AS BELOW) 0.12g, 0.16g BB BULLET ARE TOO LIGHT, AND 0.25g BB BULLET IS TOO HEAVY.



CAUTION: 1. LUBE OIL WILL REDUCE THE FRICTION ON THE UPPER SIDE OF BB BULLET AND REDUCE THE EFFECT OF SPIN. PLEASE DON'T PUT LUBE OIL ON BB BULLET AND BULLET PACKING.

2. IN THE BEGINNING OF USING KWC HOP-UP SERIES, THE HOP-UP PHENOMENON IS NOT SO STABLE, BECAUSE THE AFFECTION OF LUBE OIL COME FROM PISTON. AFTER SHOT 100 PCS BULLETS, THE AFFECTION OF LUBE OIL IS REDUCED TO VERY LOW LEVEL, THE HOP-UP EFFECT APPEARS.

KWC®



標的射撃競技用的紙 ★ この的紙はダンボールや発泡スチロールにセロテープでとめてお使い下さい。 固いものに貼らないこと。はねかえります。 ★ 射撃する時、前方に人がいないか、又これやすいものがないか注意して下さい。	競技実施日	年 月 日
	距 離	m
	射 撃 回 数	回
	得 点	点